

Draka UC Connectivity

Draka Cat6 Unscreened 1U/19" 24 Port Horizontal Patch Panel

Part Number – YPPBP03129



Overview

- Plastic Free Eco-Packaging – Pack of 1
- Supports Gigabit Ethernet
- Backwards compatible
- 90° IDC 110/LSA Plus style punch down
- Supplied with Cage nuts/Screws & Nylon ties
- Earth/Grounding point



Product Description

Draka Cat6 UTP Horizontal Patch Panels are designed to meet and exceed Cat6 performance according to latest ISO and TIA standards. Each panel is designed with a cable management/strain relief feature built into the rear at a 90° angle to the panel facia for cable fixing. The panel has screen printed port numbers and label designation area for fast and easy labeling on site. Dual 110/LSA Plus IDC design for use with both 110 and LSA Plus impact tools. For standards compliance to BS EN 50310 and BS EN 50174-1, the panel is provided with an earth/grounding point with star washer and screw supplied for an earth cable attachment.

Product Specification

Number of ports	24
Type of connector	Jack RJ45 8P8C
Category	Cat6
Connection Type	110 / LSA-PLUS
Number of rack units	1U
Panel material	SPCC
Colour	Black

© PRYSMIAN GROUP 2020, All Rights Reserved

All sizes and values without tolerances are reference values. Specifications are for product as supplied by Prysmian: any modification or alteration afterwards of product may give different result.

The information contained within this document must not be copied, reprinted or reproduced in any form, either wholly or in part, without the written consent of Prysmian. The information is believed to be correct at the time of issue. Prysmian reserves the right to amend this specification without prior notice. This specification is not contractually valid unless specifically authorised by Prysmian.

Mounting type	19inch mounting
Height	44.45mm
Width	482.6mm
Depth	111.4mm
Wiring configuration	T568A/B
Plug Insertion Life	Min 750 Insertions
RJ45 Contact	Phosphor Bronze with 50u" gold plating
Contact Force	100 Grams with FCC Compliant Plug
Plug Retention Force	50N (11lbs) for 60s ±5s
IDC material	Phosphor Bronze with Tin plated
IDC Contacts Max life expectancy	200 times
AWG Range	23 – 26
Operating Temperature Range	-10°C to 60°C
Storage Temperature Range	-40°C to 70°C

Electrical Specification

Insulation Resistance	500MΩ
Dielectric Withstanding Voltage	1000V AC
Current Rating	1.5A
DC resistance	0.1Ω max
Contact Resistance	20mΩ

© PRYSMIAN GROUP 2020, All Rights Reserved

All sizes and values without tolerances are reference values. Specifications are for product as supplied by Prysmian: any modification or alteration afterwards of product may give different result.

The information contained within this document must not be copied, reprinted or reproduced in any form, either wholly or in part, without the written consent of Prysmian. The information is believed to be correct at the time of issue. Prysmian reserves the right to amend this specification without prior notice. This specification is not contractually valid unless specifically authorised by Prysmian.

Standards Complied

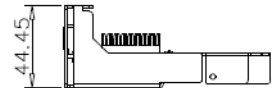
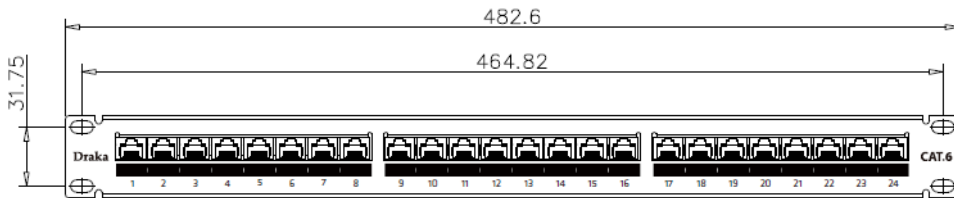
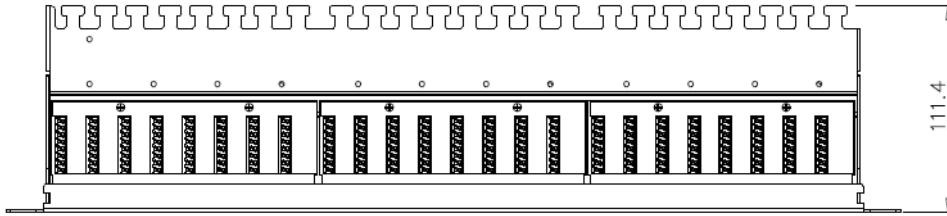
ISO/IEC 11801-1:2017 (Ed 1.0)	Information technology - Generic cabling for customer premises: Part 1 General Requirements
ISO/IEC 11801-2: 2017 (Ed. 1.0)	Information technology — Generic cabling for customer premises — Part 2: Office premises
EN 50173-1:2018 (Ed 1.0)	Information technology. Generic cabling systems - General requirements
EN 50173-2:2018 (Ed 1.0)	Information technology. Generic cabling systems - Office premises
IEC 60603-7-4: 2010 (Ed. 2.0)	Connectors for electronic equipment - Detail specification for 8-way, unshielded, free and fixed connectors, for data transmissions with frequencies up to 250 MHz
IEC 60512-99-002: 2019 (4PPoE)	Connectors for electrical and electronic equipment - Tests and measurements - Part 99-002: Endurance test schedules - Test 99b: Test schedule for unmating under electrical load
TIA-568.2-D: 2018	Balanced Twisted-Pair Telecommunications Cabling and Components Standards
ANSI/EIA-310-D	Electronic Industries Association standard for horizontal spacing, vertical hole spacing, rack opening and front panel width
IEC 60297-3-100	Mechanical structures for electronic equipment - Dimensions of mechanical structures of the 482,6 mm (19 in) series - Part 3-100: Basic dimensions of front panels, subracks, chassis, racks and cabinets
BS EN 50310:2016	Telecommunications bonding networks for buildings and other structures
RoHS	Restriction of Hazardous Substances Directive 2011/65/EU & 2015/863/EU
REACH	Regulation (EC) No 1907/2006 - Registration, Evaluation, Authorisation and Restriction of Chemicals EC1907/2006

© PRYSMIAN GROUP 2020, All Rights Reserved

All sizes and values without tolerances are reference values. Specifications are for product as supplied by Prysmian: any modification or alteration afterwards of product may give different result.

The information contained within this document must not be copied, reprinted or reproduced in any form, either wholly or in part, without the written consent of Prysmian. The information is believed to be correct at the time of issue. Prysmian reserves the right to amend this specification without prior notice. This specification is not contractually valid unless specifically authorised by Prysmian.

Product Drawings



© PRYSMIAN GROUP 2020, All Rights Reserved

All sizes and values without tolerances are reference values. Specifications are for product as supplied by Prysmian: any modification or alteration afterwards of product may give different result.

The information contained within this document must not be copied, reprinted or reproduced in any form, either wholly or in part, without the written consent of Prysmian. The information is believed to be correct at the time of issue. Prysmian reserves the right to amend this specification without prior notice. This specification is not contractually valid unless specifically authorised by Prysmian.